













**MAINTENANCE FACILITIES**

- District Headquarters 
- Primary Garage 
- Satellite Garage 

**GARAGE WORK AREAS**

- Clarendon, Brandon 
- Castleton, Sudbury 
- Ludlow 
- Mendon, Rutland 
- Middlebury 

**BOUNDARY SYMBOLS**

- District Boundary 
- District Extensions 
- County Boundary 
- Town Boundary 

**MAINTENANCE DISTRICTS**



SCALE: 1:400,000

