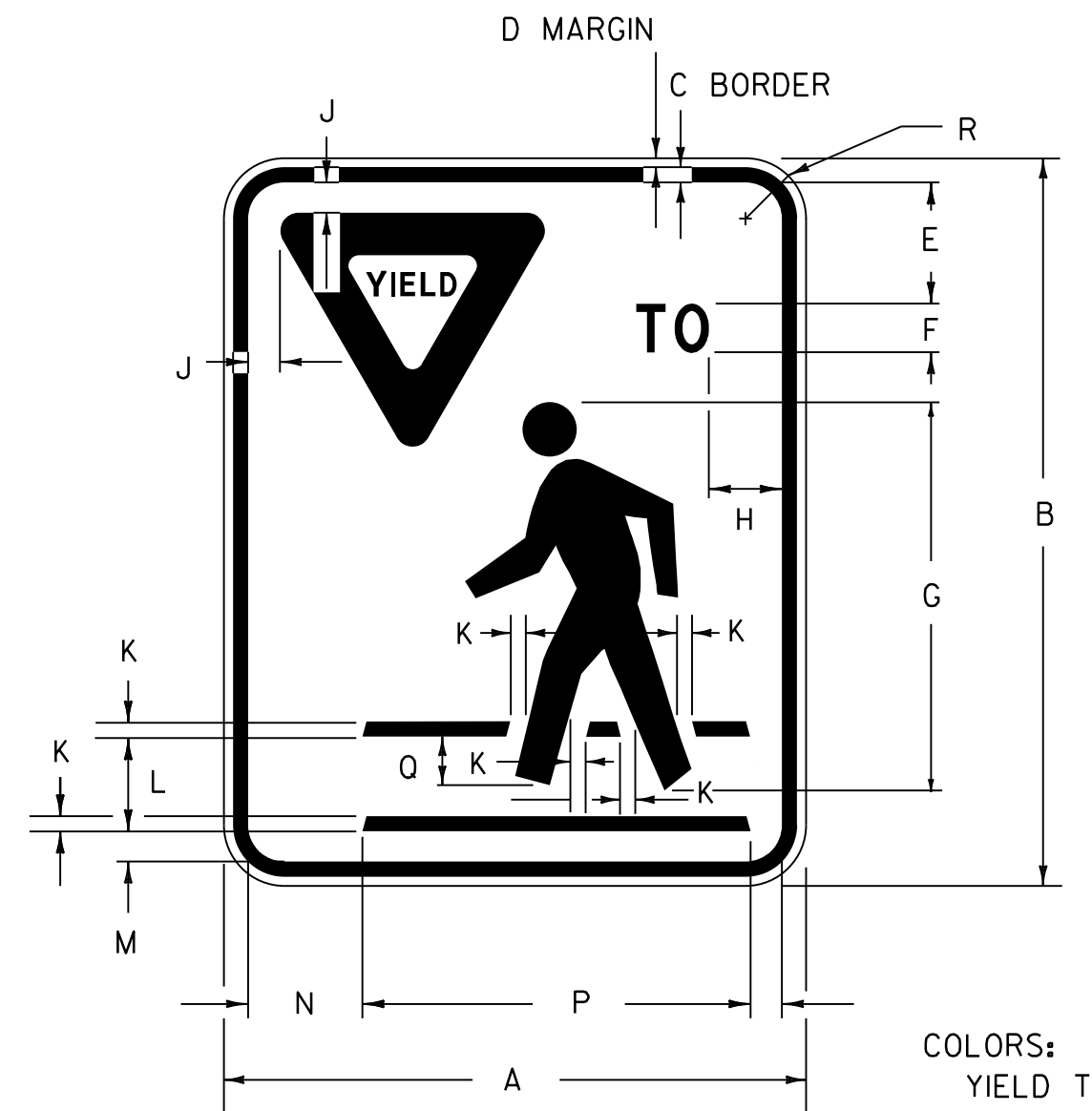


COLORS
 LEGEND AND BORDER - RED (REFL.)
 BACKGROUND - WHITE (REFL.)
 ENCAPSULATED LENS

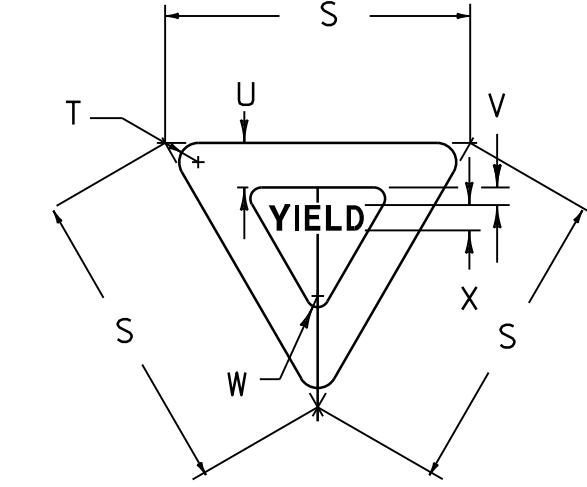
R1-2

SIGN	DIMENSIONS (INCHES)										
	A	B	C	D	E	F	G	H	J	K	L
BIKE	24	3/8	3	1 3/8	2C	3/4	3	7/8	1 1/2		
MIN.	30	5/8	4	1 3/4	2 1/2 C	3 5/8	3 3/8	7/8	1 1/2		
STD.	36	3/4	5	2	3C	4 1/8	4 3/8	1 1/4	2		
EXPWY.	48	1	6	2 3/4	4C	6 1/4	5 7/8	2	3		
SPECIAL	60	1 1/2	8	3 1/2	5C	7 7/8	7 1/4	2 1/2	4		



COLORS:
 YIELD TO PEDESTRIAN SIGNS HAVE A BLACK PEDESTRIAN SYMBOL, BLACK TEXT, A BLACK BORDER AND A REFLECTORIZED RED YIELD SYMBOL ON A REFLECTORIZED WHITE BACKGROUND

VR-004A

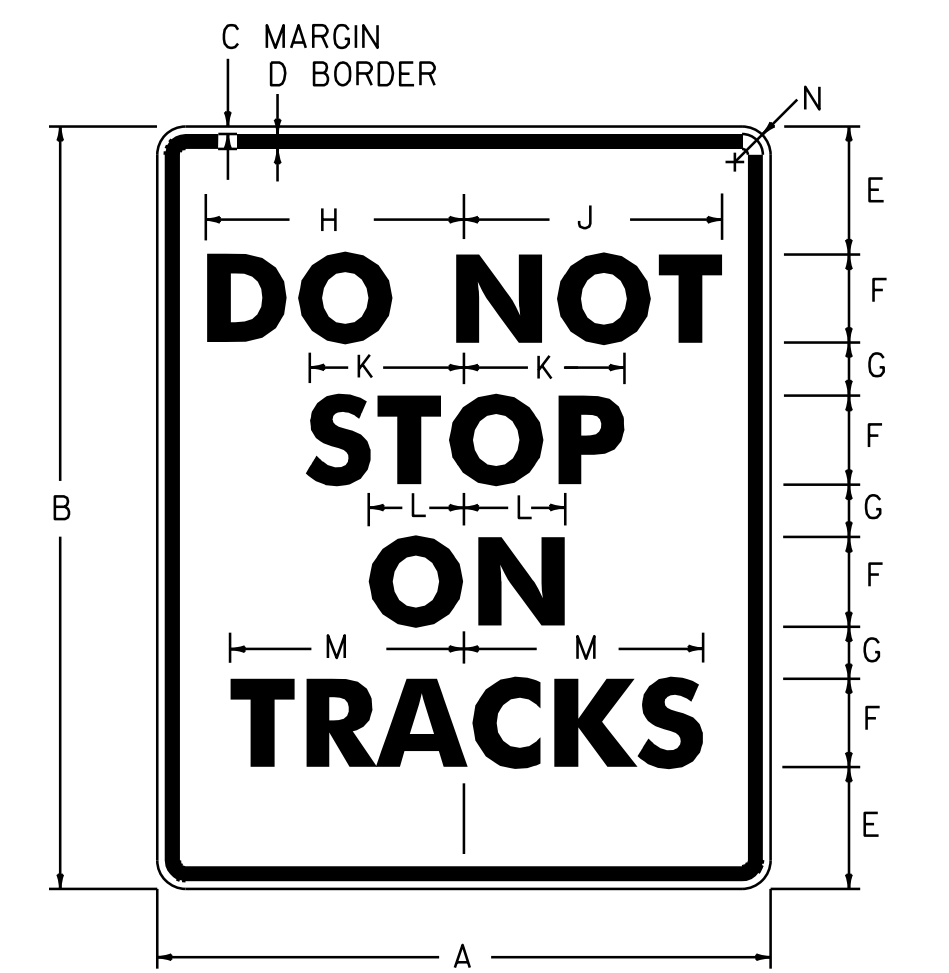


SIGN	DIMENSIONS (INCHES)										
	A	B	C	D	E	F	G	H	J	K	L
STD.	24	30	5/8	3/8	5	2D	12	2 1/4	1 5/8	5/8	3 1/4
SIGN	M	N	P	Q	R	S	T	U	V	W	X
STD.	1/4	4 3/4	16	2	1/2	12	3/4	1 3/4	1 1/8	1/16	1D



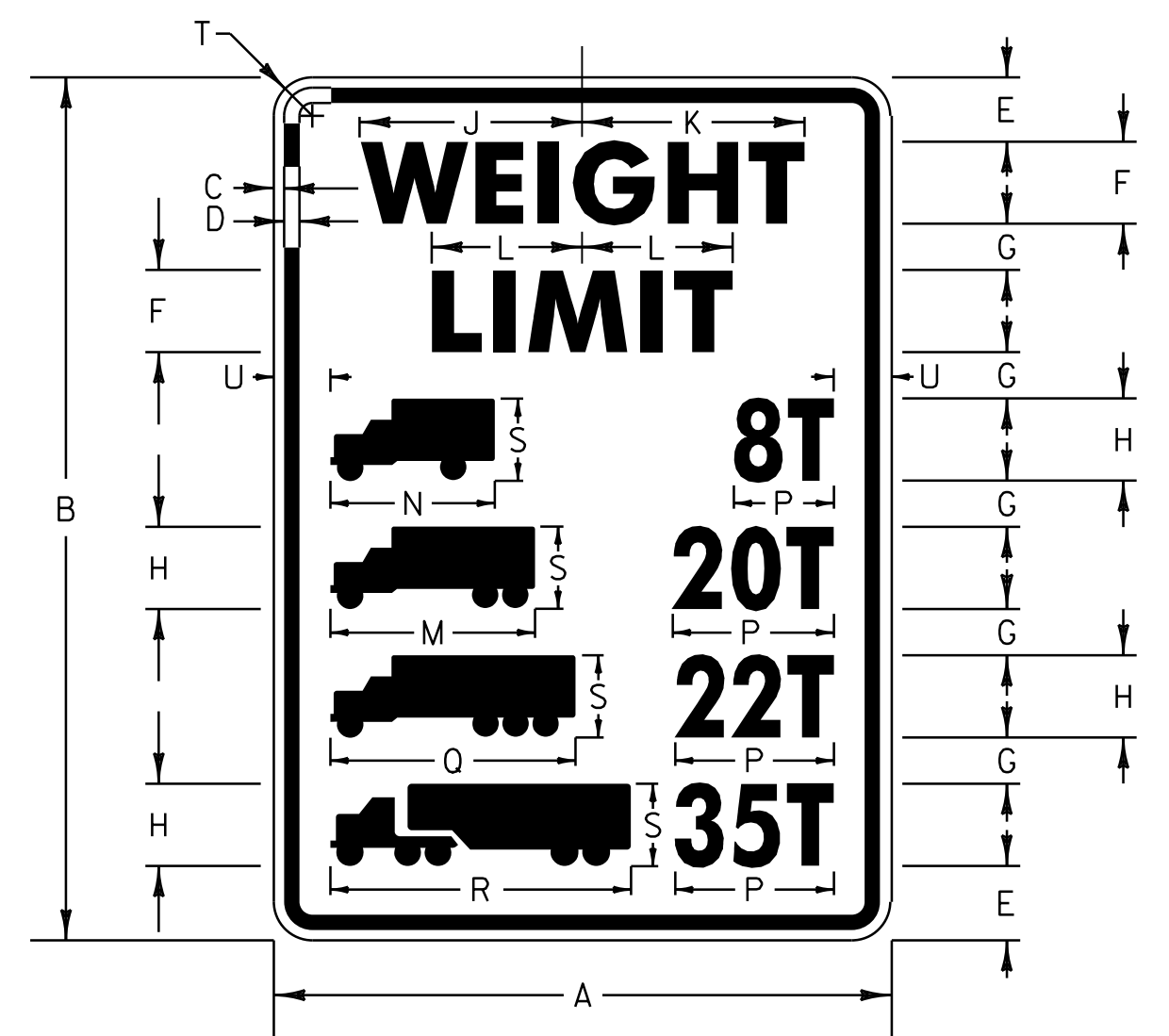
COLORS
 LEGEND - RED (REFL.)
 BACKGROUND - WHITE (REFL.)

VR - 020



R8-8

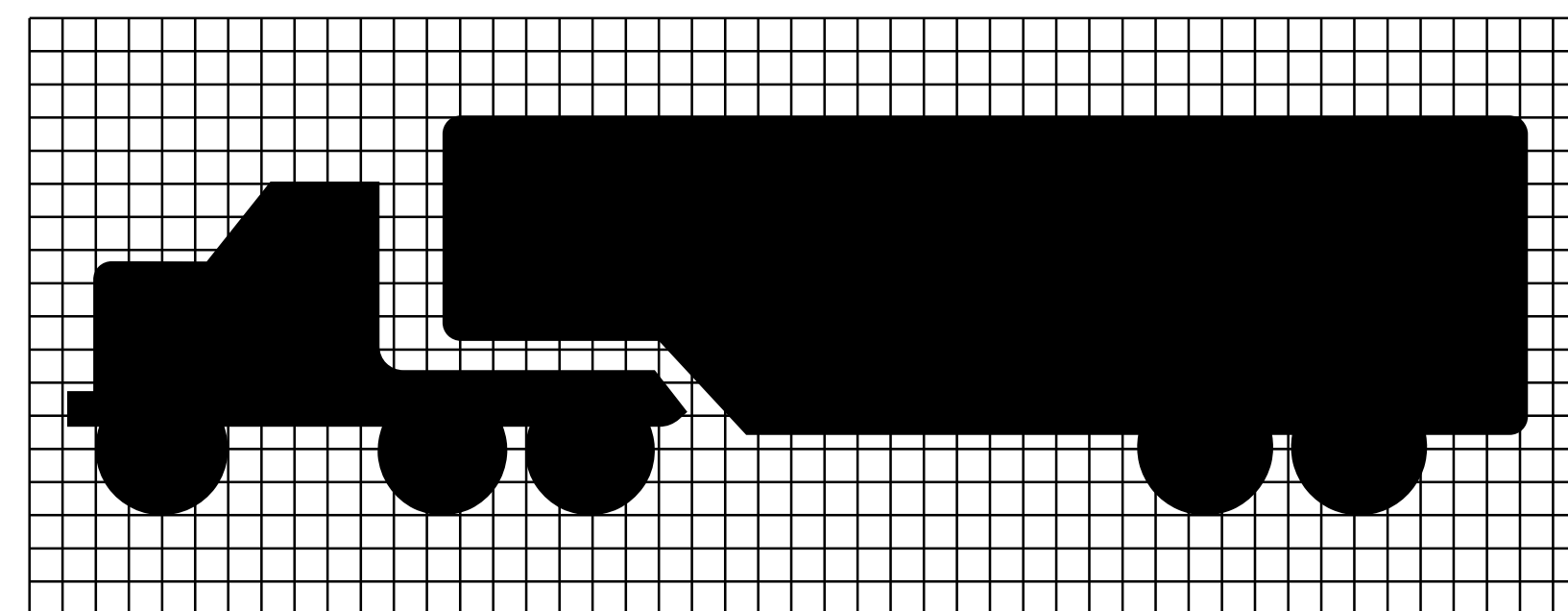
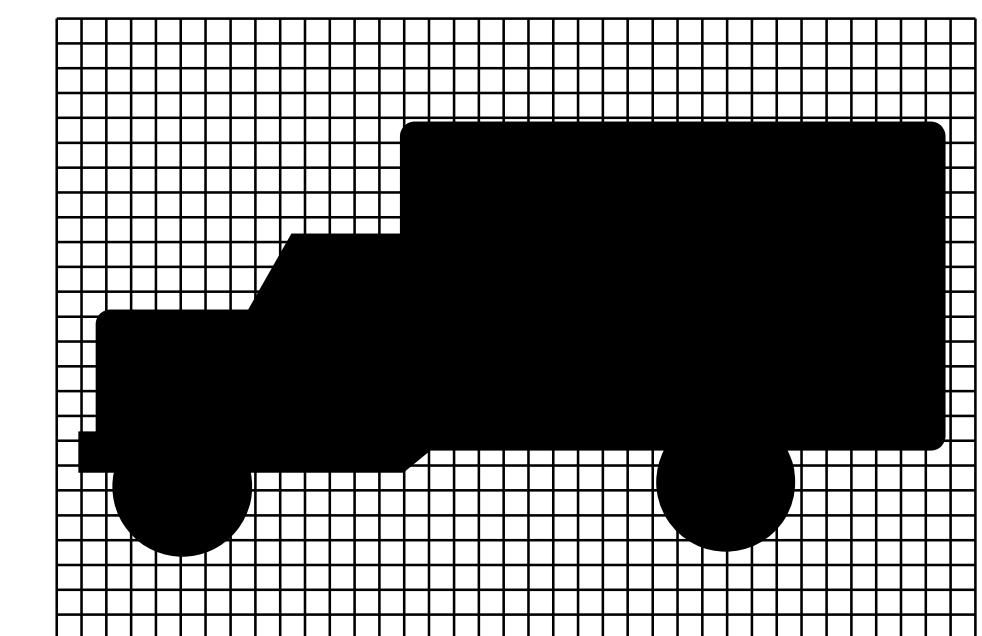
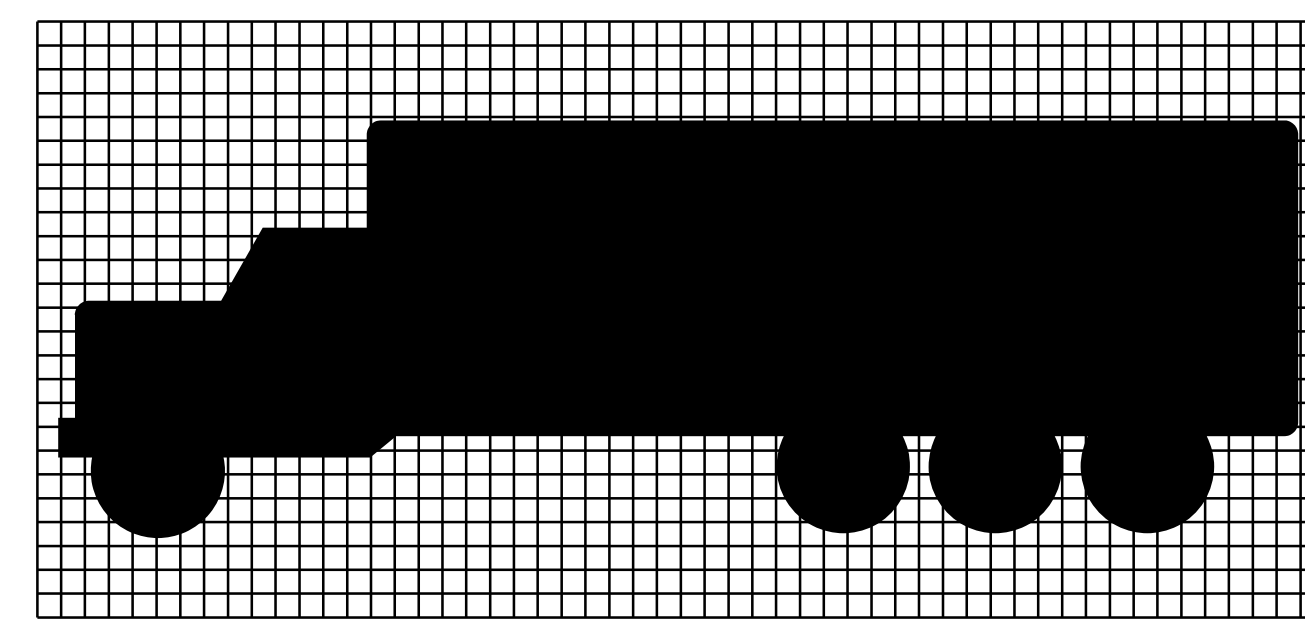
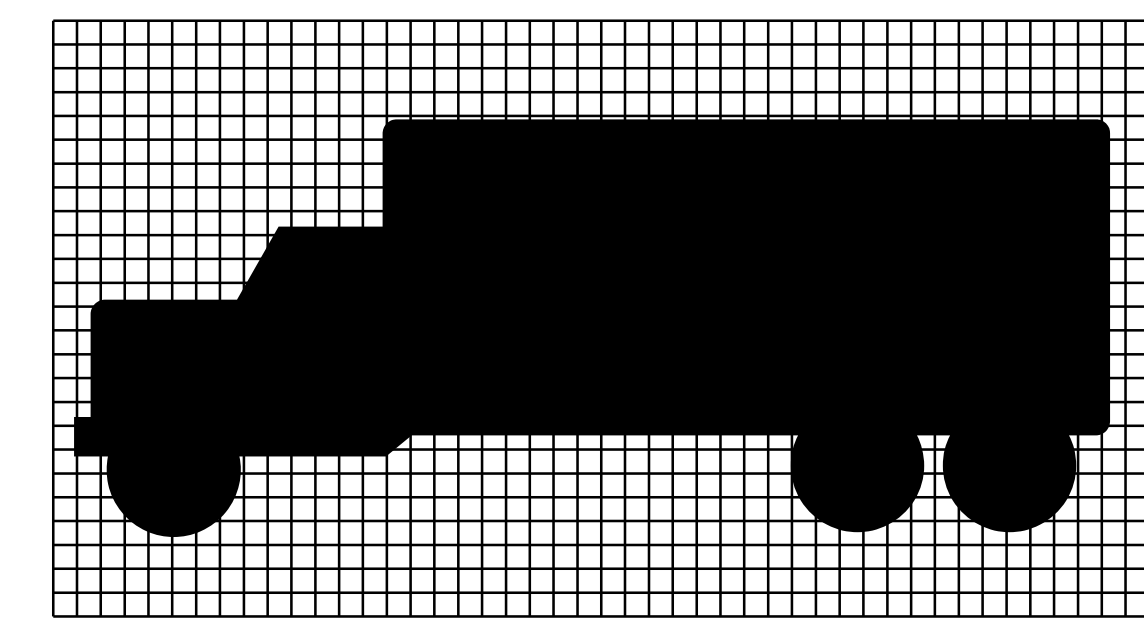
SIGN	DIMENSIONS (INCHES)												
	A	B	C	D	E	F	G	H	J	K	L	M	N
STD.	24	30	3/8	5/8	3 5/8	4D	2 1/4	9 1/4	9 5/8	6 9/16	3 1/2	10	1 1/2
SPECIAL	36	48	5/8	7/8	6	6D	4	14	14 1/6	9 3/4	5 1/4	15	2 1/4
SPECIAL	48	60	3/4	1 1/4	7 1/4	8D	4 1/2	18 1/2	19 1/4	13 3/8	7	20	3



COLORS
 LEGEND - BLACK (NON-REFL.)
 BACKGROUND - WHITE (REFL.)

VR-015

SIGN	DIMENSIONS (INCHES)																		
	A	B	C	D	E	F	G	H	J	K	L	M	N	P	Q	R	S	T	U
MIN.	24	36	3/8	5/8	2 3/4	3E	2 1/2	3C	7 7/8	8 3/8	5 3/4	7 1/4	6	var	9 1/2	11	3	1 1/2	2 1/2
STD.	30	42	1/2	3/4	3 3/8	4E	2 1/4	4C	10 1/2	11 1/8	7 3/8	10	8	var	12	14 5/8	4	1 7/8	2 3/4
EXPWY.	36	54	5/8	7/8	3 7/8	5E	3 1/4	5C	13 1/8	14	9 1/8	12 1/2	10	var	15	18 3/8	5	2 1/4	3
FWY.	48	66	3/4	1 1/4	3 3/4	6E	4 1/2	6C	15 3/4	16 3/4	11 1/2	16	12	var	18	22	6	3	5



GENERAL:

ALL DIMENSIONS IN INCHES.

COLORS:

THE REGULATORY SIGNS SHOWN ON THIS SHEET SHALL HAVE BLACK TEXT ON REFLECTORIZED WHITE BACKGROUND. THE COLORS SHALL CONFORM WITH THE COLORS ADOPTED BY THE AMERICAN ASSOCIATION OF STATE HIGHWAY AND TRANSPORTATION OFFICIALS AND APPROVED BY THE DEPARTMENT OF TRANSPORTATION, FEDERAL HIGHWAY ADMINISTRATION.

MATERIALS:

THE SIGN BASE MATERIALS USED FOR REGULATORY SIGNS SHOWN ON THIS SHEET MUST CONFORM TO SECTION 675 OF THE LATEST VERSION OF THE VAOT STANDARD SPECIFICATIONS FOR CONSTRUCTION.

SPECIFICATIONS:

REGULATORY SIGNS SHALL MEET THE VERMONT STANDARD SPECIFICATIONS FOR TRAFFIC SIGNS.

TEXT DESIGN:

LETTERS, DIGITS, ARROWS, SPACING AND TEXT DIMENSIONS SHALL CONFORM WITH THE "STANDARD ALPHABET FOR HIGHWAY SIGNS AND PAVEMENT MARKINGS" AND DESIGNS PRESCRIBED IN THE STANDARD HIGHWAY SIGNS AS SPECIFIED IN THE MANUAL ON UNIFORM TRAFFIC CONTROL DEVICES.

REV.	DATE	DESCRIPTION
0	SEP. 20, 1995	ORIGINAL APPROVAL
1	JUN. 25, 2024	MINOR REVISIONS, BORDER UPDATE

OTHER STANDARDS REQUIRED:

REGULATORY SIGN DETAILS



STANDARD
E-146