

PROGRAM DEVELOPMENT - PARK AND RIDE FACILITIES PROGRAM

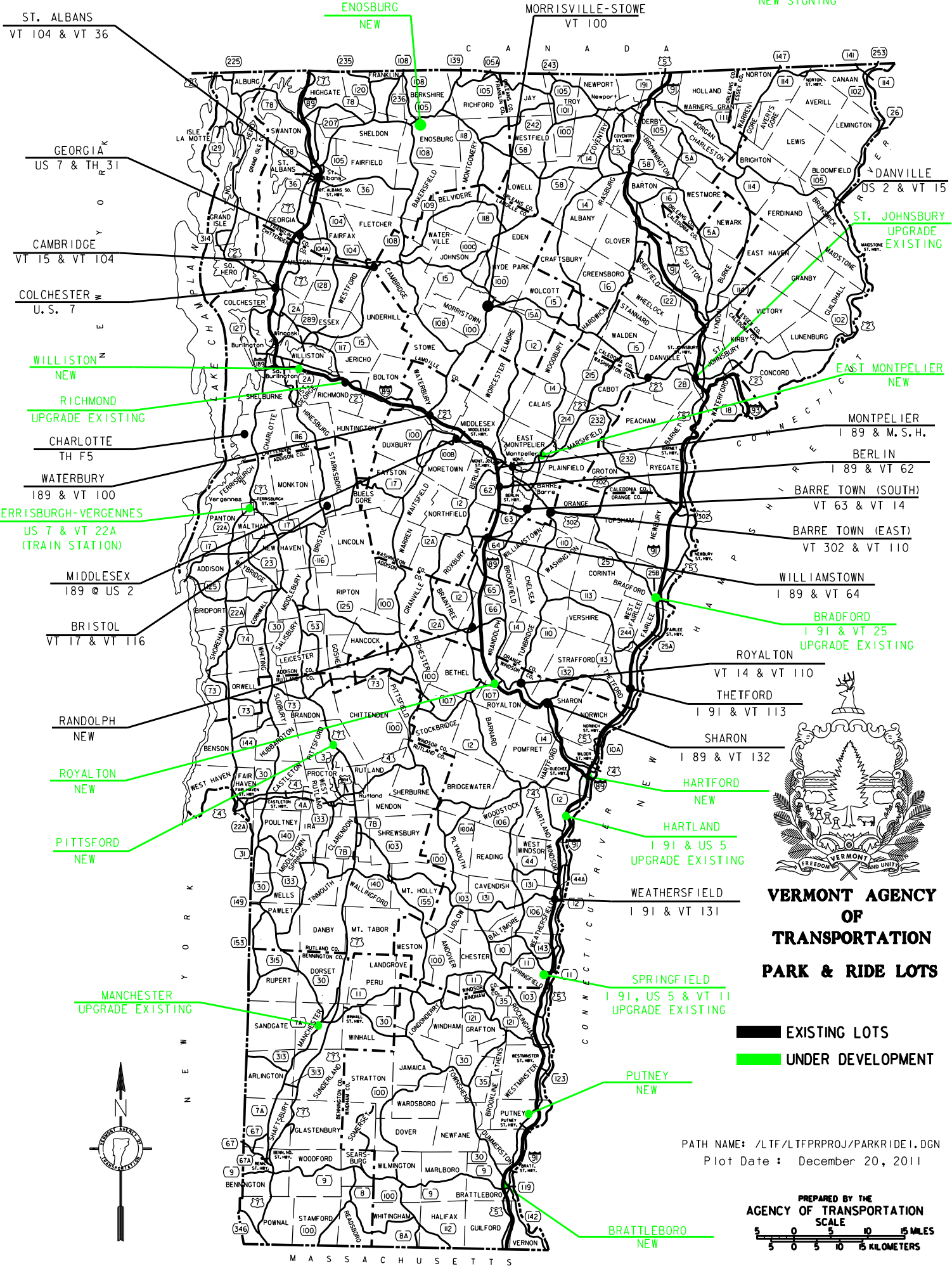
COLOR KEY

FY 2013 AS PASSED TRANSPORTATION PROGRAM



Earmark

6/14/2012 14:15

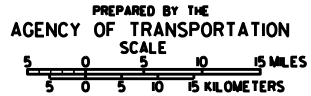
PROJECT NAME	DESCRIPTION	NUMBER	OTHER	PE	ROW	CONST	TOTAL	T FUND	FEDERAL	LOCAL	TOTAL	PRIORITY
BRADFORD	PARK & RIDE FACILITIES	CMG PARK(33)		40,000			40,000		40,000		40,000	13
EAST MONTPELIER	PARK & RIDE FACILITY	CMG PARK()		20,000	15,000		35,000		35,000		35,000	6
ENOSBURG	PARK & RIDE CONSTRUCTION	CMG PARK(20)				50,000	50,000		50,000		50,000	
HARTLAND	PARK AND RIDE BUS SHELTER	CMG PARK(25)				550,000	550,000		550,000		550,000	1
PUTNEY	CONSTRUCT NEW PARK & RIDE LOT	CMG PARK(26)		10,000		400,000	410,000		410,000		410,000	2
RICHMOND	PARK & RIDE FACILITIES	CMG PARK (31)		30,000		500,000	530,000		530,000		530,000	8
ROYALTON	CONSTRUCT NEW PARK & RIDE LOT	CMG PARK(27)		5,000		350,000	355,000		355,000		355,000	3
RUTLAND AREA	PARK & RIDE FACILITY	CMG PARK()		5,000			5,000		5,000		5,000	
SPRINGFIELD	PARK & RIDE FACILITIES	CMG PARK(32)		50,000		25,000	75,000		75,000		75,000	14
ST. JOHNSBURY	PARK & RIDE FACILITIES	CMG PARK(30)		30,000		100,000	130,000		130,000		130,000	5
STATEWIDE	FUTURE PARK & RIDE FACILITIES	CMG PARK()		100,000	200,000		300,000		300,000		300,000	
STATEWIDE	PARK & RIDE SIGNAGE	CMG PARK(34)				5,000	5,000		5,000		5,000	
STATEWIDE	PARK & RIDE DEMONSTRATION	ST MPRP()				250,000	250,000	250,000			250,000	
VERGENNES - FERRISBURGH	PARK & RIDE FACILITY	CMG PARK (36)				447,000	447,000		447,000		447,000	
WILLISTON		CMG PARK()		15,000		250,000	265,000		265,000		265,000	
WILLISTON	PARK & RIDE FACILITY	CMG PARK(29)		65,000	300,000		365,000		365,000		365,000	4
TOTAL PARK AND RIDE APPROPRIATION				0	370,000	515,000	2,927,000	250,000	3,562,000	0	3,812,000	



**VERMONT AGENCY
OF
TRANSPORTATION
PARK & RIDE LOTS**

-  EXISTING LOTS
-  UNDER DEVELOPMENT

PATH NAME: /LTF/LTFPRPROJ/PARKRIDE1.DGN
Plot Date: December 20, 2011



PARK & RIDE LOTS

	Estimated Budget Year FY 2013	Projected FY 2014	Projected FY 2015	Projected FY 2016
	<hr/>	<hr/>	<hr/>	<hr/>
PE	370,000	150,000	100,000	0
ROW	515,000	235,000	200,000	0
CONST	2,927,000	4,225,000	1,000,000	250,000
OTHER	0	0	0	0
TOTAL	<hr/> 3,812,000	<hr/> 4,610,000	<hr/> 1,300,000	<hr/> 250,000

Agency of Transportation Multiyear Transportation Program

PROJECT INFORMATION	PHASE AND FUNDING	ESTIMATED TOTAL COST	ACTUAL EXPENDED THRU FY 2011	ESTIMATED CURRENT YEAR FY 2012	ESTIMATED BUDGET YEAR FY 2013	PROJECTED FY 2014	PROJECTED FY 2015	PROJECTED FY 2016	ESTIMATED COST TO COMPLETE	
PARK & RIDE LOTS BRADFORD CMG PARK(33) Route: VT 25 Project Manager: JONATHAN KAPLAN 802-828-0059	PE	125,000	17,730	67,270	40,000	0	0	0	0	
	ROW	270,160	270,160	0	0	0	0	0	0	
	CONST	500,000	0	0	0	500,000	0	0	0	
	OTHER	0	0	0	0	0	0	0	0	
	TOTAL	895,160	287,890	67,270	40,000	500,000	0	0	0	
	Description:	CONSTRUCTION OF A PARK & RIDE FACILITY OFF VT25 IN BRADFORD.								
	Comments:									
PARK & RIDE LOTS EAST MONTPELIER CMG PARK () Route: US 2/VT 14 NORTH Project Manager: JONATHAN KAPLAN 802-828-0059	PE	50,000	0	10,000	20,000	20,000	0	0	0	
	ROW	50,000	0	0	15,000	35,000	0	0	0	
	CONST	300,000	0	0	0	50,000	250,000	0	0	
	OTHER	0	0	0	0	0	0	0	0	
	TOTAL	400,000	0	10,000	35,000	105,000	250,000	0	0	
	Description:	CONSTRUCTION OF A MUNICIPAL PARK & RIDE FACILITY IN EAST MONTPELIER, IN THE VICINITY OF THE US2/VT14 NORTH INTERSECTION.								
	Comments:									
PARK & RIDE LOTS ENOSBURG CMG PARK(20) Route: Project Manager: JONATHAN KAPLAN 802-828-0059	PE	198,000	189,895	8,105	0	0	0	0	0	
	ROW	0	0	0	0	0	0	0	0	
	CONST	480,792	0	430,792	50,000	0	0	0	0	
	OTHER	0	0	0	0	0	0	0	0	
	TOTAL	678,792		438,897	50,000	0	0	0	0	
	Description:	PROJECT IS FOR CONSTRUCTION OF A PARK AND RIDE FACILITY IN ENOSBURG, AT THE NATIONAL GUARD ARMORY ON VT105 IN ENOSBURG FALLS VILLAGE.								
	Comments:									

Agency of Transportation Multiyear Transportation Program

PROJECT INFORMATION	PHASE AND FUNDING	ESTIMATED TOTAL COST	ACTUAL EXPENDED THRU FY 2011	ESTIMATED CURRENT YEAR FY 2012	ESTIMATED BUDGET YEAR FY 2013	PROJECTED FY 2014	PROJECTED FY 2015	PROJECTED FY 2016	ESTIMATED COST TO COMPLETE
PARK & RIDE LOTS HARTLAND CMG PARK(25) Route: US 5 Project Manager: JONATHAN KAPLAN 802-828-0059	PE	150,000	102,883	47,117	0	0	0	0	0
	ROW	70,000	49,611	20,389	0	0	0	0	0
	CONST	600,000	0	50,000	550,000	0	0	0	0
	OTHER	0	0	0	0	0	0	0	0
	TOTAL	820,000	152,494	117,506	550,000	0	0	0	0
	Description:	RECONSTRUCTION AND EXPANSION OF THE EXISTING PARK & RIDE FACILITY IN HARTLAND, INCLUDING THE INSTALLATION OF A BUS SHELTER AND THE ACQUISITION OF ABUTTING PROPERTY FOR THE PROPOSED IMPROVEMENTS.							
Comments:									
PARK & RIDE LOTS PITTSFORD CMG PARK(35) Route: US 7/VT 3 Project Manager: JONATHAN KAPLAN 802-828-0059	PE	75,000	6,630	68,370	0	0	0	0	0
	ROW	0	0	0	0	0	0	0	0
	CONST	0	0	0	0	0	0	0	0
	OTHER	0	0	0	0	0	0	0	0
	TOTAL	75,000	6,630	68,370	0	0	0	0	0
	Description:	SCOPING FOR A PARK & RIDE FACILITY AT THE INTERSECTION OF US7 AND VT3 IN PITTSFORD.							
Comments:	SCOPING SUBSTANTIALLY COMPLETE.								
PARK & RIDE LOTS PUTNEY CMG PARK(26) Route: US 5 Project Manager: JONATHAN KAPLAN 802-828-0059	PE	150,000	93,397	46,603	10,000	0	0	0	0
	ROW	0	0	0	0	0	0	0	0
	CONST	800,000	0	200,000	400,000	200,000	0	0	0
	OTHER	0	0	0	0	0	0	0	0
	TOTAL	950,000	93,397	246,603	410,000	200,000	0	0	0
	Description:	CONVERSION OF AN ABANDONED DISTRICT #2 MAINTENANCE FACILITY INTO A PARK & RIDE FACILITY, ADJACENT TO US5 IN PUTNEY.							
Comments:									

Agency of Transportation Multiyear Transportation Program

PROJECT INFORMATION	PHASE AND FUNDING	ESTIMATED TOTAL COST	ACTUAL EXPENDED THRU FY 2011	ESTIMATED CURRENT YEAR FY 2012	ESTIMATED BUDGET YEAR FY 2013	PROJECTED FY 2014	PROJECTED FY 2015	PROJECTED FY 2016	ESTIMATED COST TO COMPLETE	
PARK & RIDE LOTS RICHMOND CMG PARK(31) Route: US 2/I 89 Project Manager: JONATHAN KAPLAN 802-828-0059	PE	217,368	132,368	55,000	30,000	0	0	0	0	
	ROW	0	0	0	0	0	0	0	0	
	CONST	1,000,619	619	0	500,000	500,000	0	0	0	
	OTHER	0	0	0	0	0	0	0	0	
	TOTAL	1,217,987	132,987	55,000	530,000	500,000	0	0	0	
	Description:	PROJECT IS FOR THE POSSIBLE EXPANSION TO THE EXISTING PARK-AND-RIDE FACILITY LOCATED ON US2 AT THE I-89 INTERCHANGE IN THE TOWN OF RICHMOND.								
	Comments:									
PARK & RIDE LOTS ROYALTON CMG PARK(27) Route: VT 107 Project Manager: JONATHAN KAPLAN 802-828-0059	PE	250,000	204,776	40,224	5,000	0	0	0	0	
	ROW	150,000	0	150,000	0	0	0	0	0	
	CONST	850,000	0	0	350,000	500,000	0	0	0	
	OTHER	0	0	0	0	0	0	0	0	
	TOTAL	1,250,000	204,776	190,224	355,000	500,000	0	0	0	
	Description:	DEVELOPMENT OF PLANS AND ACQUISITION OF PROPERTY FOR A PARK & RIDE FACILITY ADJACENT TO VT107 AND I-89 IN ROYALTON.								
	Comments:									
PARK & RIDE LOTS RUTLAND AREA CMG PARK() Route: TO BE DETERMINED Project Manager: JONATHAN KAPLAN 802-828-0059	PE	80,000	0	75,000	5,000	0	0	0	0	
	ROW	0	0	0	0	0	0	0	0	
	CONST	0	0	0	0	0	0	0	0	
	OTHER	0	0	0	0	0	0	0	0	
	TOTAL	80,000	0	75,000	5,000	0	0	0	0	
	Description:	DEVELOPMENT OF A NEW PARK & RIDE FACILITY TO BE LOCATED IN RUTLAND COUNTY, AT A LOCATION TO BE DETERMINED. WORK WILL INCLUDE SUBBASE, PAVEMENT, LIGHTING, PAVEMENT MARKINGS, SIGNAGE, BUS SHELTER AND LANDSCAPING.								
	Comments:									

Agency of Transportation Multiyear Transportation Program

PROJECT INFORMATION	PHASE AND FUNDING	ESTIMATED TOTAL COST	ACTUAL EXPENDED THRU FY 2011	ESTIMATED CURRENT YEAR FY 2012	ESTIMATED BUDGET YEAR FY 2013	PROJECTED FY 2014	PROJECTED FY 2015	PROJECTED FY 2016	ESTIMATED COST TO COMPLETE
PARK & RIDE LOTS SPRINGFIELD CMG PARK(32) Route: VT 11/US 5 Project Manager: JONATHAN KAPLAN 802-828-0059	PE	126,000	18,603	57,397	50,000	0	0	0	0
	ROW	95,000	90,895	4,105	0	0	0	0	0
	CONST	650,000	0	0	25,000	625,000	0	0	0
	OTHER	0	0	0	0	0	0	0	0
	TOTAL	871,000	109,498	61,502	75,000	625,000	0	0	0
	Description:	CONSTRUCTION OF A PARK & RIDE FACILITY OFF US5 IN SPRINGFIELD, AT THE INTERSECTION WITH VT11.							
Comments:									
PARK & RIDE LOTS ST. JOHNSBURY CMG PARK(30) Route: US 2/VT 2B Project Manager: JONATHAN KAPLAN 802-828-0059	PE	150,000	73,331	46,669	30,000	0	0	0	0
	ROW	180,000	0	180,000	0	0	0	0	0
	CONST	800,000	0	0	100,000	700,000	0	0	0
	OTHER	0	0	0	0	0	0	0	0
	TOTAL	1,130,000	73,331	226,669	130,000	700,000	0	0	0
	Description:	PROJECT IS FOR NECESSARY IMPROVEMENTS TO THE EXISTING PARK-AND-RIDE FACILITY LOCATED ON US2 AT THE VT2B INTERSECTION IN ST. JOHNSBURY.							
Comments:									
PARK & RIDE LOTS STATEWIDE CMG PARK() Route: ZZ Project Manager: JONATHAN KAPLAN 802-828-0059	PE	400,000	0	100,000	100,000	100,000	100,000	0	0
	ROW	800,000	0	200,000	200,000	200,000	200,000	0	0
	CONST	0	0	0	0	0	0	0	0
	OTHER	0	0	0	0	0	0	0	0
	TOTAL	1,200,000	0	300,000	300,000	300,000	300,000	0	0
	Description:	PROJECT IS FOR PRELIMINARY ENGINEERING AND RIGHT-OF-WAY ACQUISITION FOR FUTURE PARK-AND-RIDE FACILITIES THROUGHOUT THE STATE.							
Comments:									

Agency of Transportation Multiyear Transportation Program

PROJECT INFORMATION	PHASE AND FUNDING	ESTIMATED TOTAL COST	ACTUAL EXPENDED THRU FY 2011	ESTIMATED CURRENT YEAR FY 2012	ESTIMATED BUDGET YEAR FY 2013	PROJECTED FY 2014	PROJECTED FY 2015	PROJECTED FY 2016	ESTIMATED COST TO COMPLETE
PARK & RIDE LOTS STATEWIDE CMG PARK(34) Route: ZZ Project Manager: JONATHAN KAPLAN 802-828-0059	PE	65,000	38,988	26,012	0	0	0	0	0
	ROW	0	0	0	0	0	0	0	0
	CONST	75,000	0	70,000	5,000	0	0	0	0
	OTHER	0	0	0	0	0	0	0	0
	TOTAL	140,000	38,988	96,012	5,000	0	0	0	0
	Description:	UPGRADE, REPLACE OR INSTALL NEW SIGNAGE AT ALL EXISTING PARK & RIDE FACILITIES.							
Comments:									
PARK & RIDE LOTS STATEWIDE ST MPRP() Route: ZZ Project Manager: JONATHAN KAPLAN 802-828-0059	PE	0	0	0	0	0	0	0	0
	ROW	0	0	0	0	0	0	0	0
	CONST	1,300,000	0	300,000	250,000	250,000	250,000	250,000	250,000
	OTHER	0	0	0	0	0	0	0	0
	TOTAL	1,300,000	0	300,000	250,000	250,000	250,000	250,000	250,000
	Description:	PROJECT IS FOR CONSTRUCTION OF MUNICIPAL PARK-AND-RIDE FACILITIES SELECTED THROUGH THE MUNICIPAL DEMONSTRATION PARK-AND-RIDE GRANT PROGRAM.							
Comments:									
PARK & RIDE LOTS VERGENNES-FERRISBURGH CMG PARK(36) Route: Project Manager: JONATHAN KAPLAN 802-828-0059	PE	0	0	0	0	0	0	0	0
	ROW	0	0	0	0	0	0	0	0
	CONST	650,000	0	203,000	447,000	0	0	0	0
	OTHER	0	0	0	0	0	0	0	0
	TOTAL	650,000	0	203,000	447,000	0	0	0	0
	Description:	MOVING, REHABILITATION, AND ADAPTIVE RE-USE OF THE HISTORIC VERGENNES RAILROAD STATION AS A WELCOME CENTER IN THE FERRISBURGH PARK & RIDE FACILITY.							
Comments:									

Agency of Transportation Multiyear Transportation Program

PROJECT INFORMATION	PHASE AND FUNDING	ESTIMATED TOTAL COST	ACTUAL EXPENDED THRU FY 2011	ESTIMATED CURRENT YEAR FY 2012	ESTIMATED BUDGET YEAR FY 2013	PROJECTED FY 2014	PROJECTED FY 2015	PROJECTED FY 2016	ESTIMATED COST TO COMPLETE
PARK & RIDE LOTS WILLISTON CMG PARK() Route: Project Manager: JONATHAN KAPLAN 802-828-0059	PE	30,000	0	15,000	15,000	0	0	0	0
	ROW	0	0	0	0	0	0	0	0
	CONST	250,000	0	0	250,000	0	0	0	0
	OTHER	0	0	0	0	0	0	0	0
	TOTAL	280,000	0	15,000	265,000	0	0	0	0
	Description:	CONSTRUCTION OF A NEW MUNICIPAL PARK & RIDE FACILITY IN WILLISTON BEHIND THE TOWN OFFICES.							
Comments:									
PARK & RIDE LOTS WILLISTON CMG PARK(29) Route: EXIT #12 AREA Project Manager: JONATHAN KAPLAN 802-828-0059	PE	245,698	120,698	30,000	65,000	30,000	0	0	0
	ROW	300,000	0	0	300,000	0	0	0	0
	CONST	1,400,000	0	0	0	900,000	500,000	0	0
	OTHER	0	0	0	0	0	0	0	0
	TOTAL	1,945,698	120,698	30,000	365,000	930,000	500,000	0	0
	Description:	DEVELOPMENT OF A STATE PARK-AND-RIDE FACILITY IN THE AREA OF THE I-89 EXIT #12 INTERCHANGE IN WILLISTON.							
Comments:									

PARK & RIDE LOTS CANDIDATES

Project Name	Route	Project Number	Project Manager	Phone No.	Project Description
BENNINGTON COUNTY		CMG PARK(13)S	JONATHAN KAPLAN	828-0059	PARK & RIDE SCOPING
BRATTLEBORO	US 5/VT 9	CMG PARK(14)SC	JONATHAN KAPLAN	828-0059	PARK & RIDE SCOPING
HARTFORD	US 5	CMG PARK(12)SC	JONATHAN KAPLAN	828-0059	PARK & RIDE SCOPING